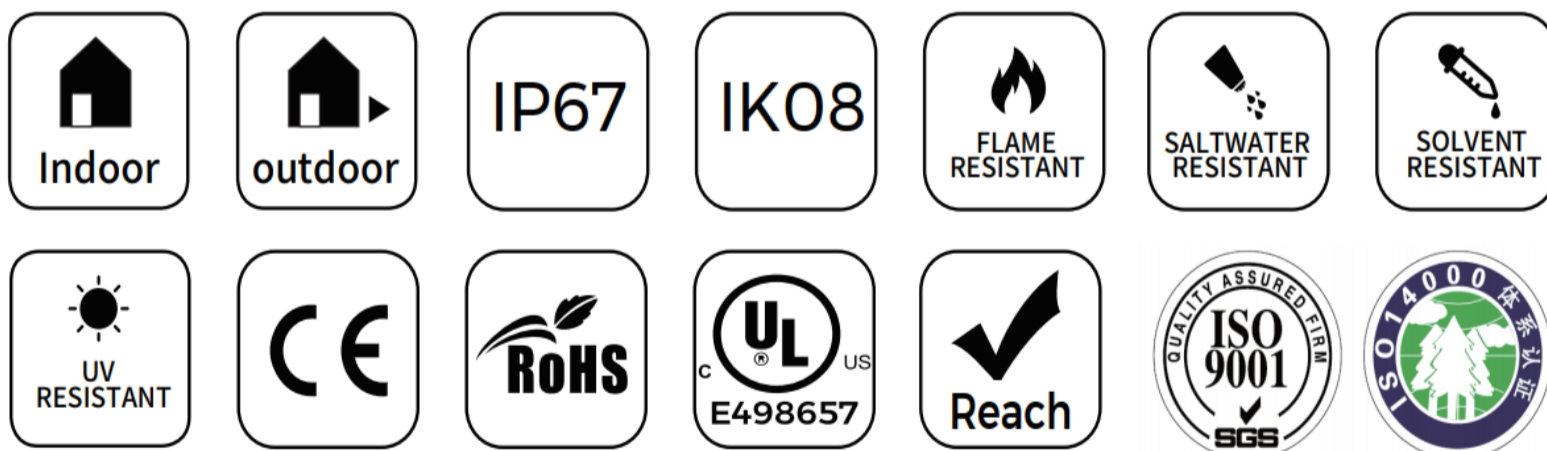


Specification

Planar Neon Series NMS1217-Plus



▼ Features

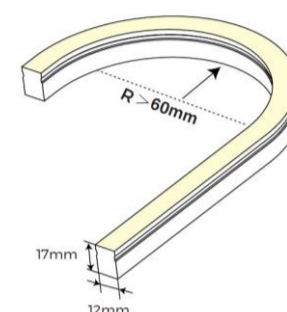


- ※ Light source: High luminous efficiency, SMD2835, 2735, 2110, 4040 and 5050, LM80 proved.
- ※ Process & Material: High light transmittance, environmental silicone material, integrated extrusion molding technology, IP67.
- ※ Optical Design: Unique optical light distribution structure design, uniform lighting surface and no shadow.
- ※ Appearance Design: Compared with the traditional neon tube or PVC guardrail tube, the silicone material has good flexibility, the simple and stylish appearance, which is exquisite and unique.
- ※ Product Certification: UL, CE, ROHS.
- ※ Environmental Features: Resistance to saline solutions, acids & alkali, corrosive gases and UV.
- ※ Working/Storage Temperature: Ta: -20~55°C / 0°C ~ 60°C.
- ※ 3 years warranty (2 years for digital), life span over 36000 hours.

▼ Product Application

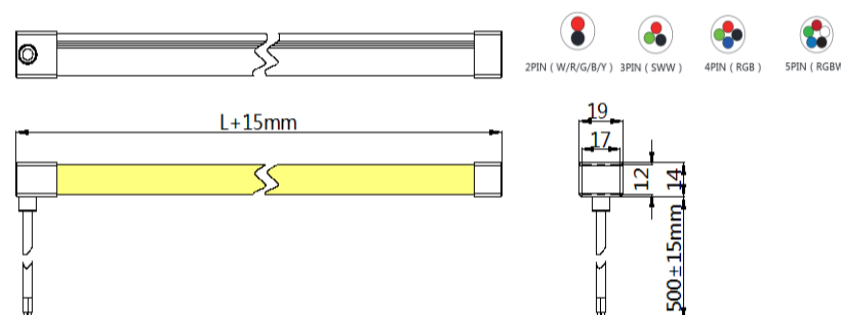
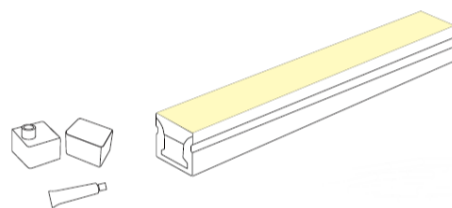
- ※ Signage lighting
- ※ Outdoor/indoor lighting
- ※ Architectural contour lighting
- ※ Waterproof lighting

▼ Product Bending Applicator

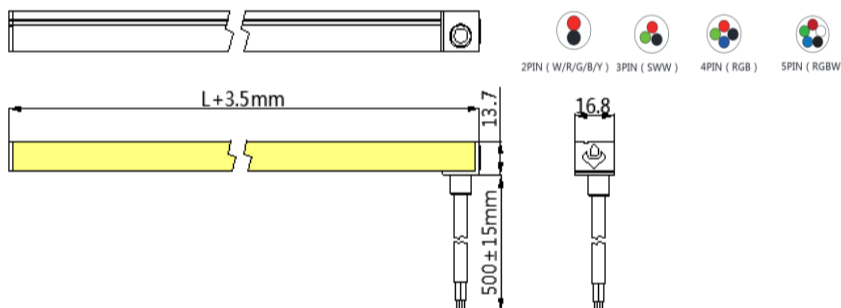
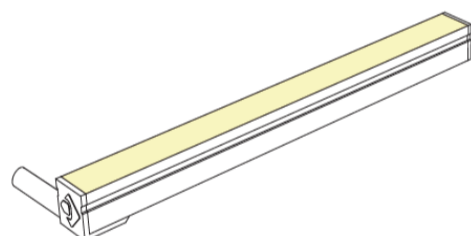


▼ Product's protective technology & structure size

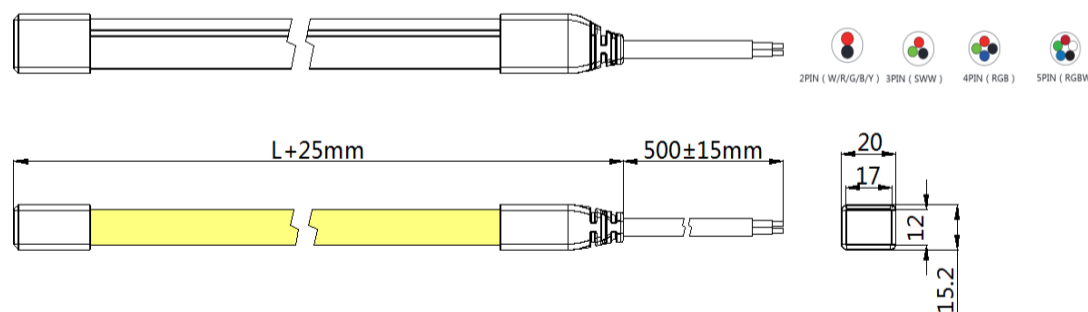
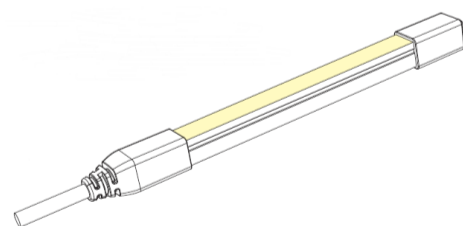
silicone End-Cap



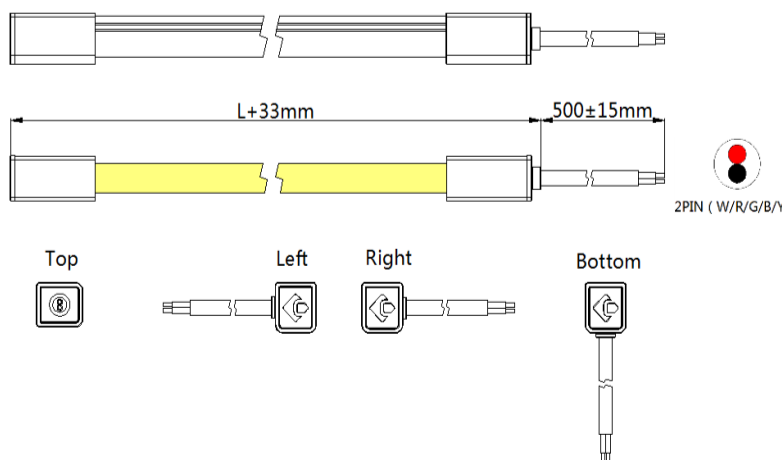
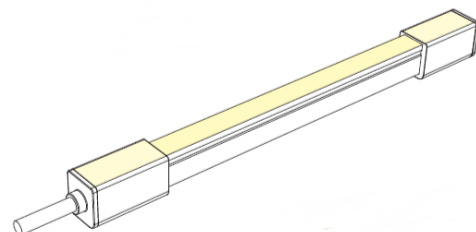
Shadowless End-Cap



full protective End-Cap



Weld-free waterproof End-Cap




▼ **Basic Parameters**

Model	CCT/colors	CRI	Input voltage (V)	Rated current (A)	Rated power (w)	Lumens (LM)	Size (mm)	Max.length	Cutting unit (mm)
NMS1217-XXX24CXN050XCXXX-Plus	2300K	>80/90	24V	0.4	9.6	510	W12*H17	5000&10000mm	50
	2700K					520			
	3000K					520			
	4000K	520							
	6000K	>80				460			
NMS1217-0X24CXN050XCXXX-Plus	R 620-630nm	/		0.34	8	/			
	G 525-530nm								
	B 465-470nm								
	Y 587-592nm								
NMS1217-0RGB24CXN050XC0500-Plus	RGB	/		0.5	12	/		83	
	R 620-630nm								
	G 525-530nm								
	B 465-470nm								
NMS1217-0RGBXX24CXN050XC0500-Plus	RGB~2700K	/	0.6	14.4	/	5000mm	62.5		
	RGB~3500K								
	RGB~4000K								
	RGB~5000K								
NMS1217-XXXXX24CXN050XC0500-Plus	2300~4000K	>80/90	0.5	12	650	100			
	2700~6000K								

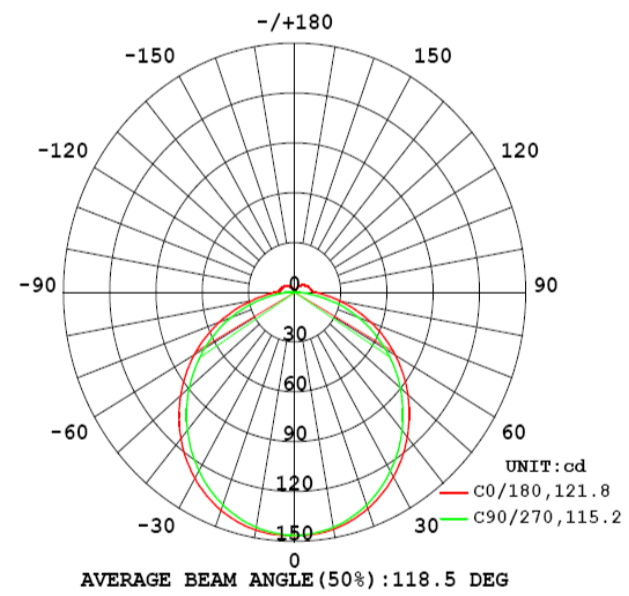
Note :

1. The above data is the testing result of 1M standard product;
2. The power and lumens of output data can be vary up to ±10%;
3. The above parameters are all typical values ;

▼ **Light Distribution**



Effective average illuminance

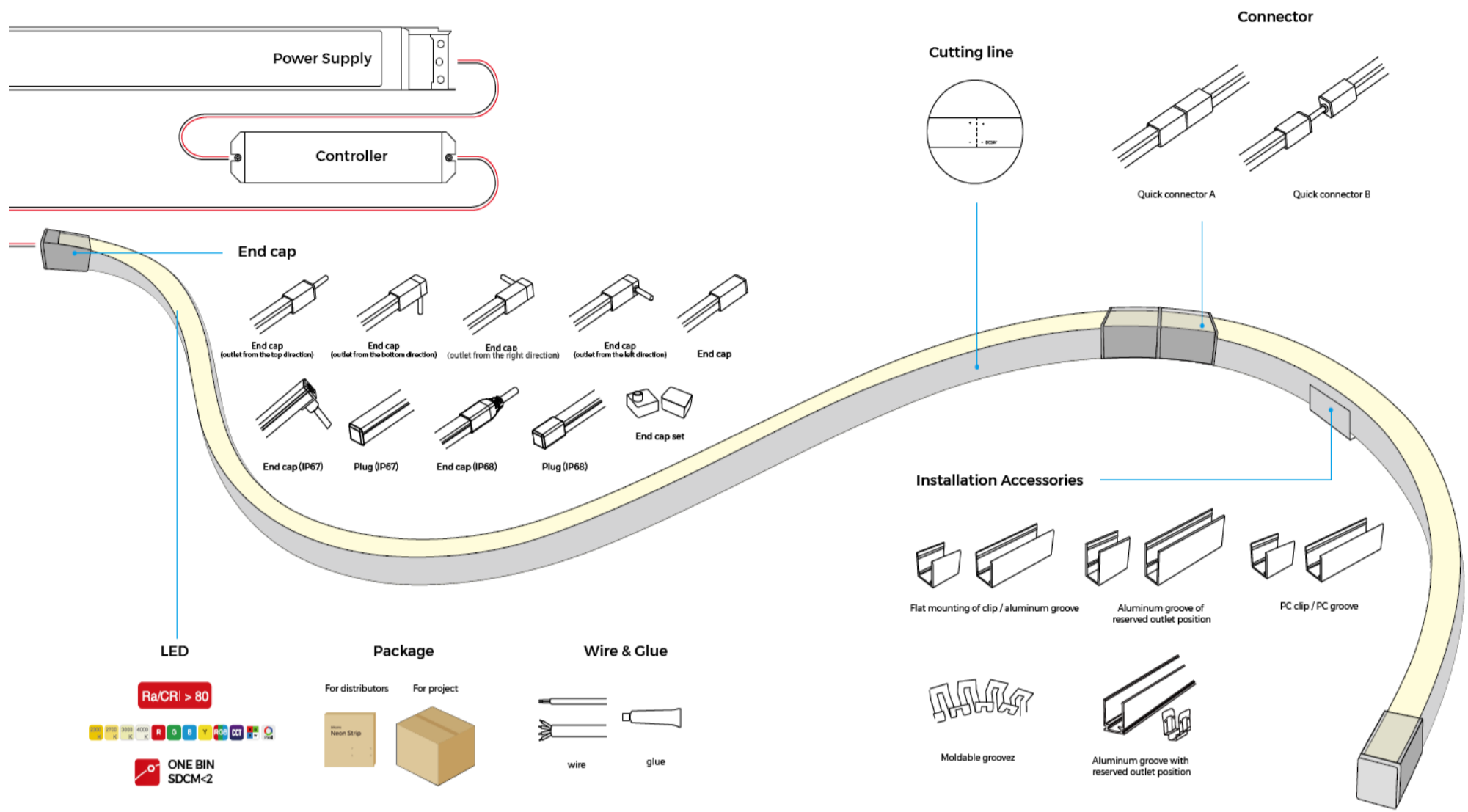


Light distribution

Note: The above data is the testing result of CCT 4000K, if there is need for the IES files of other colors, please download the specific file through the IES data bank.




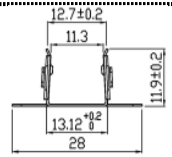

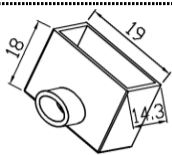

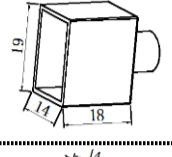

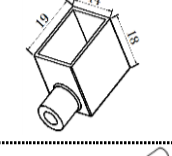

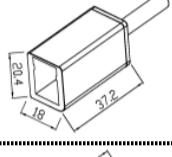

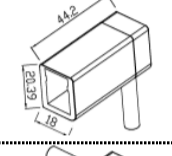

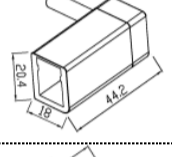

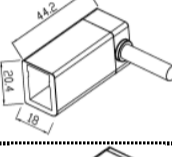

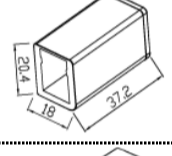

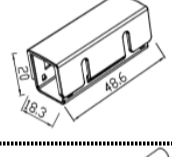

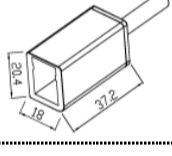











▼ System solution



▼ Accessory information

Name	Description	Image	Sectional size	Ordering code	Product quantity/case (PCS)	Product quantity/case (kg)	Net weight per box (kg)	Gross weight (kg)	Gross weight (mm)	Remark
Alumina carrier	Flat mounting aluminum groove			AS-NMS1217A-1000	12	0.159	1.9908	3.0408	1290*112*50	Size : L1000*W14.4*H18.85m with screws
Aluminum clip	Flat mounting of clip			AS-NMS1217A-25	350	0.004	2.205	2.355	250*250*150	Size : L25*W14.4*H18.85mm with screws
Alumina carrier	Aluminum groove reserved outlet position			AS-NMS1217A1-1000	8	0.1755	1.4592	2.5092	1290*112*50	Size : L1000*W14.4*H24.85m with screws
Aluminum clip	Clip of reserved outlet position			AS-NMS1217A1-25	300	0.0044	2.01	2.16	250*250*150	Size:L25*W14.4*H24.85 mm with screws
Alumina carrier	Pre-installed aluminium groove			AS-NMS1217A2-1000	12	0.17	2.25	3.2	1290*112*50	Size : L1000*W15.8*H21mm with screws , 5 clips for 1 meter
PC carrier	Flat mounting PC groove			AS-NMS1217P-1000	12	0.08	1.0428	2.0928	1290*112*50	Size:L1000*W14.6*H19.35mm with screws
PC carrier	Flat mounting of PC clip			AS-NMS1217P-25	350	0.004	1.505	1.655	250*250*150	Size : L25*W14.6*H19.35mm with screws



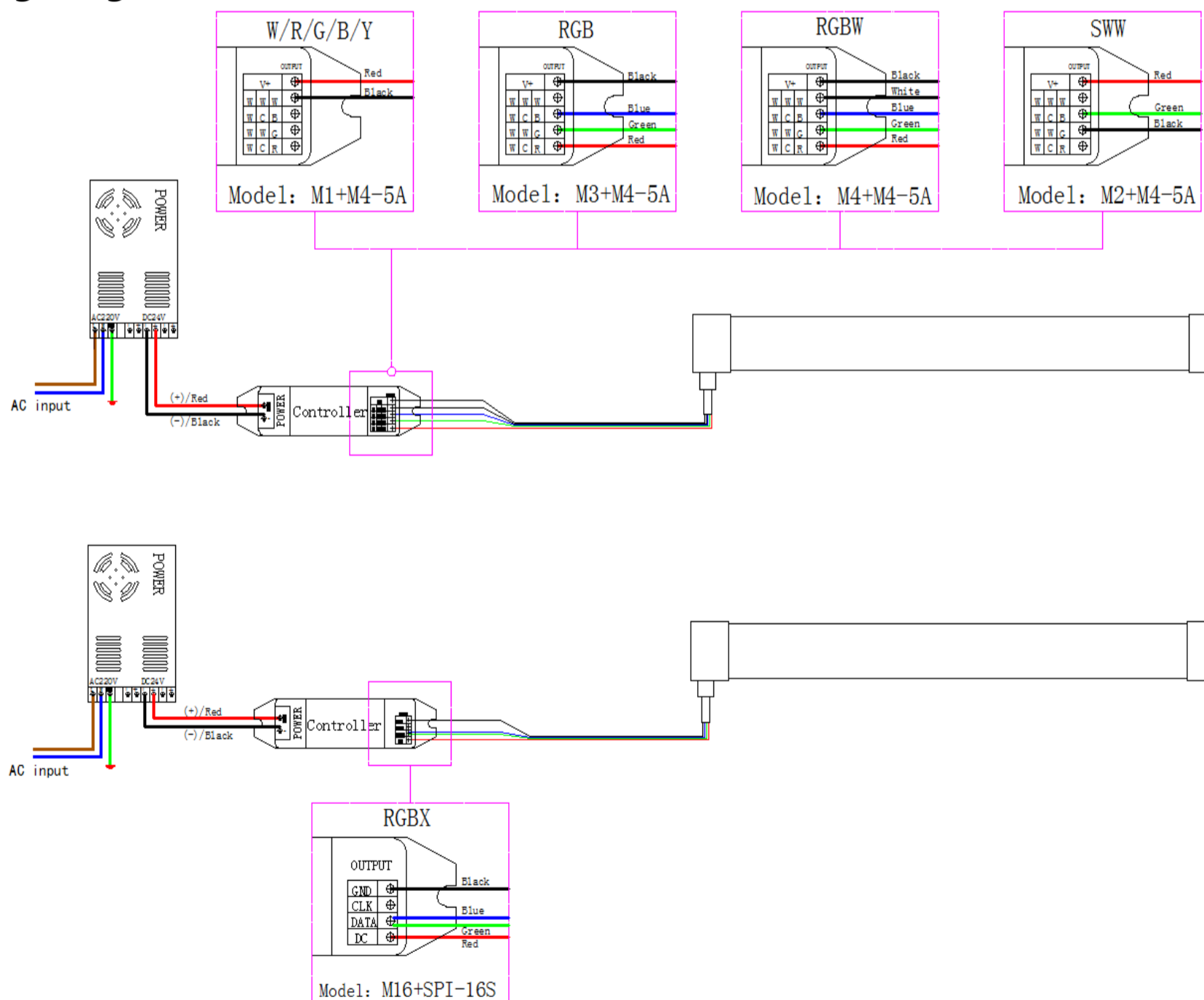
Moldable carrier	Moldable groovez			AS-NMS1217M-500	100	0.0377	3.77	6.49	500*290*290	Size : L500*W13.1*H11.9mmw ith screws
End cap set	End cap set, including end cap and plug (outlet from the left direction)			AS-NMS1217GS0-EC	400	0.0035	1.4	1.7	250*250*150	/
End cap set	including end cap and plug (outlet from the top direction)			AS-NMS1217GH0-EC	400	0.0035	1.4	1.7	250*250*150	/
End cap set	End cap set, including end cap and plug (outlet from the bottom direction)			AS-NMS1217GD0-EC	400	0.0035	1.4	1.7	250*250*150	/
Soldering-free waterproof end cap	Quick connector(outlet from the top direction)			AS-NMS1217HT0-FL	48	0.048	2.3	4.115	365x365x190	Outlet length 500mm\IP67
Soldering-free waterproof end cap	Quick connector(outlet from the bottom direction)			AS-NMS1217HB0-FL	48	0.048	2.3	4.115	365x365x190	Outlet length500mm\IP67
Soldering-free waterproof end cap	Quick connector(outlet from the left direction)			AS-NMS1217HL0-FL	48	0.048	2.3	4.115	365x365x190	Outlet length500mm\IP67
Soldering-free waterproof end cap	Quick connector(outlet from the right direction)			AS-NMS1217HR0-FL	48	0.048	2.3	4.115	365x365x190	Outlet length500mm\IP67
Soldering-free waterproof end cap	Quick connector(end cap)			AS-NMS1217TX0-FL	48	0.035	1.68	3.495	365x365x190	IP67
Soldering-free waterproof connector	Quick connector(without wire)			AS-NMS1217MX0-FL	96	0.028	2.688	2.96	365x365x190	IP67
Soldering-free waterproof connector	Quick connector(with wire in the middle)			AS-NMS1217MH0-FL	48	0.058	2.784	3.062	365x365x190mm	The middle wire length300mm , IP67
Glue	588G acidic glue		/	AS-PG-0002	150	0.014	2.1	2.4	250*250*150	10ml/pcs
Wire	2P PVC wire (0.5M)		/	AS-WS-0001	150	0.01541	2.31	2.61	250*250*150	Suitable for single color strip
Wire	2P PVC wire (2M)		/	AS-WS-0002	125	0.0616	7.7	8	250*250*150	
Wire	3P PVC wire (0.5M)		/	AS-WS-0015	150	0.016	2.4	2.7	250*250*150	Suitable for SWW strip
Wire	3P PVC wire (0.5M)		/	AS-WS-0016	125	0.0656	8.2	8.5	250*250*250	
Wire	4P PVC wire (0.5M)		/	AS-WS-0003	150	0.0194	2.91	3.21	250*250*150	Suitable for RGB strip
Wire	4P PVC wire (2M)		/	AS-WS-0004	125	0.0776	9.7	10	250*250*150	
Wire	5P PVC wire (0.5M)		/	AS-WS-0013	150	0.0195	2.925	3.364	250*250*150	Suitable for RGBW strip
Wire	5P PVC wire (2M)		/	AS-WS-0014	125	0.0755	9.4375	10.86		
Connector	2PIN IP68 waterproof connector		/	AS-FC-0001	512	0.016	8.192	9.5	365*365*190	Suitable for single color strip
Connector	3PIN IP68 waterproof connector		/	AS-FC-0002	512	0.018	9.216	10.2	365*365*190	Suitable for SWW strip
Connector	4PIN IP68 waterproof connector		/	AS-FC-0003	288	0.03	8.64	9.6	365*365*190	Suitable for RGB strip Suitable f



▼ Solution of control system

Name	Model	Ordering code	Parameters	Dimming constant-voltage acceptor	Suitable products
 Single color dimming set	M1+M4-5A	23-01-00-0045	Operating voltage: 3VDC (Battery CR2032) Operating frequency: 433.92MHz Remote control distance: 30m Operating temperature: -30°C 55°C	Input voltage: 12-24VDC Maximum loaded current: 5A*4CH Max 20A Maximum loaded power:240W/480W(12V/24V) Operating temperature: -30°C 55°C Size: L170*W44*H30(mm) Package size: L228*W155*H32(mm)	White color strip
 CCT set	M2+M4-5A	23-01-00-0005	Operating voltage: 3VDC (Battery CR2032) Operating frequency: 433.92MHz Remote control distance: 30m Operating temperature: -30°C 55°C	Input voltage: 12-24VDC Maximum loaded current: 5A*4CH Max 20A Maximum loaded power:240W/480W(12V/24V) Operating temperature: -30°C 55°C Size: L170*W44*H30(mm) Package size: L228*W155*H32(mm)	SWW dual CCT LED strip
 RGB set	M3+M4-5A	23-01-00-0046	Operating voltage: 3VDC (Battery CR2032) Operating frequency: 433.92MHz Remote control distance: 30m Operating temperature: -30°C 55°C	Input voltage: 12-24VDC Maximum loaded current: 6A*3CH Max 18A Maximum loaded power:216W/432W(12V/24V) Operating temperature: -30°C 55°C Size: L170*W44*H30(mm) Package size: L228*W155*H32(mm)	RGB LED strip
 RGBW set	M4+M4-5A	23-01-00-0047	Operating voltage: 3VDC (Battery CR2032) Operating frequency: 433.92MHz Remote control distance: 30m Operating temperature: -30°C 55°C	Input voltage: 12-24VDC Maximum loaded current: 5A*4CH Max 20A Maximum loaded power : 240W/480W (12V/24V) Operating temperature: -30°C 55°C Size: L170*W44*H30(mm) Package size: L228*W155*H32(mm)	RGBW LED strip
 Independent digital controller	M16+SPI-16S	23-01-00-0041	(Parameters of remote controller) Operating voltage: 3VDC (Battery CR2032) Operating frequency: 2.4GHz Changing mode: 16 Operating temperature: -30°C 55°C	(Dimming constant-voltage acceptor) Input voltage: 5-24VDC Output: SPI WIFI: 2.4GHz Operating temperature: -30°C 55°C Product size: L135*W30*H20(mm) Package size: L132*W198*H22 (mm)	Professional for SPI digital LED strip

▼ Wiring Diagram



▼ Installation Guidance

Installation of clip

1. Use screws to fix the clips or carriers on the mounting position

⚠ Clip: 3 clips can be used for 1m;

Installation of carrier

1. When installing the LED strip, install it from both ends at the same time, installation from one direction is prohibited.

⚠ If the length of LED strip is over 2m, it is recommended to install by two persons.

> 2m

2. Use tool to disassemble carefully, and do not pull the LED strip directly.

⚠ If the length of LED strip is over 2m, it is recommended to disassemble by two persons.

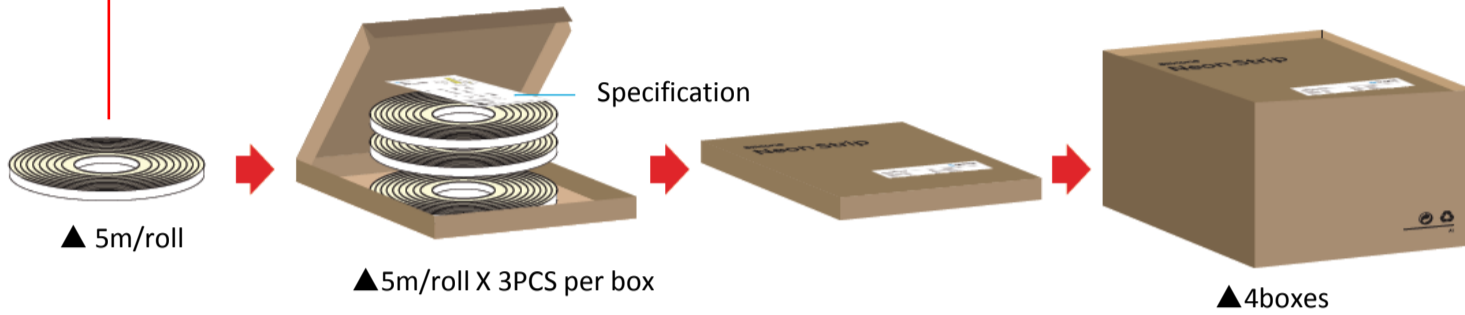
> 2m



▼ **Packaging Solutions**

General package

PN:NMS1217-Plus PN:NMS1217-Plus
Color:3000K Color:3000K
DC 24V DC 24V



OLORS

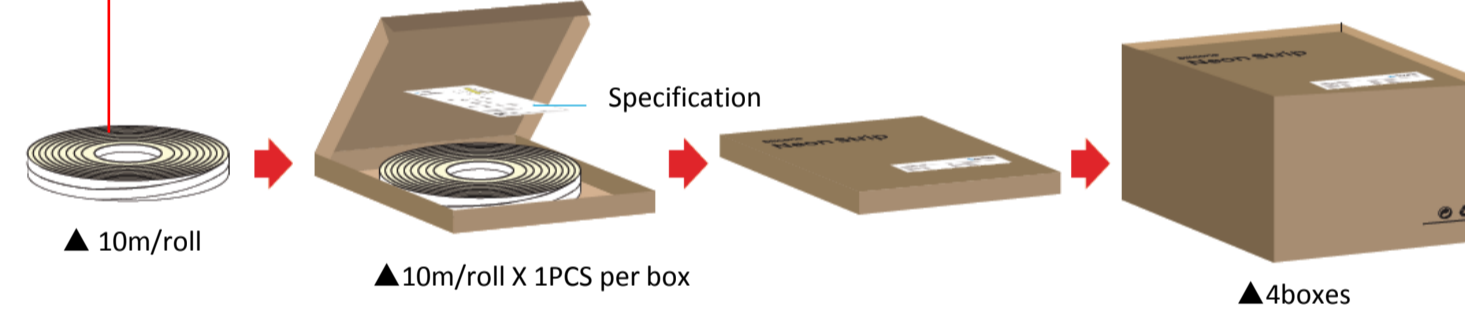
NMS1217-Plus

Voltage: DC24V Type: Silicon neon strip
Power(Typ): 10.6W/m Part NO: 3000000000
Power(Max): 9.6W/m SO: 17040716
Color/CCT: 3000K Size: 5000X12X17mm
IP: IP67 Date: 20170401

www.colorsled.com 3000K

QTY: PCS
N.W: KGS
G.W: KGS
QC Date:20170503 No.: **20**

PN:NMS1217-Plus PN:NMS1217-Plus
Color:3000K Color:3000K
DC 24V DC 24V



OLORS

NMS1217-Plus

Voltage: DC24V Type: Silicon neon strip
Power(Typ): 10.6W/m Part NO: 3000000000
Power(Max): 9.6W/m SO: 17040716
Color/CCT: 3000K Size: 5000X12X17mm
IP: IP67 Date: 20170401

www.colorsled.com 3000K

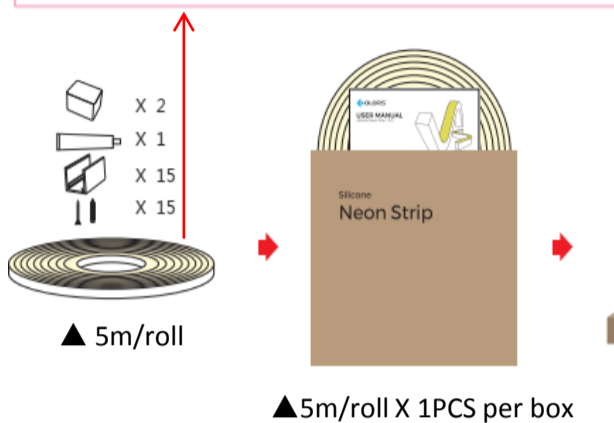
QTY: PCS
N.W: KGS
G.W: KGS
QC Date:20170503 No.: **20**

Model	Product size	Product Quantity/box	Product Quantity/case	Product net weight (kg)	Net weight per box (kg)	Gross weight (kg)	Carton size (M)
NMS1217-XXX24CSN050CCXXX-Plus	L5000*12*17mm	5M*3	60M	1.17	14.04	15.59	0.41*0.41*0.26M
	L10000*12*17mm	10M*1	40M	2.34	9.36	10.91	
NMS1217-0X24CSN050CCXXX-Plus	L5000*12*17mm	5M*3	60M	1.17	14.04	15.59	
	L10000*12*17mm	10M*1	40M	2.34	9.36	10.91	
NMS1217-0RGB24CSN050CC0500-Plus	L5000*12*17mm	5M*3	60M	1.17	14.04	15.59	
NMS1217-0RGBW24CSN050CC0500-Plus	L5000*12*17mm	5M*3	60M	1.17	14.04	15.59	
NMS1217-0RGBX24CDN050CC0500-Plus	L5000*12*17mm	5M*3	60M	1.17	14.04	15.59	
NMS1217-XSWW24CSN050CC0500-Plus	L5000*12*17mm	5M*3	60M	1.17	14.04	15.59	

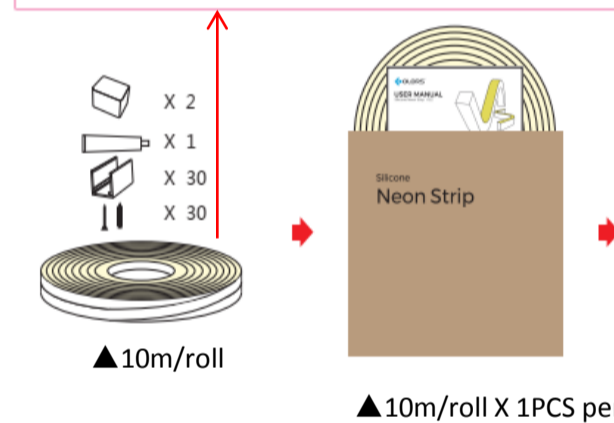


Package for distributor

PN:NMS1217-Plus PN:NMS1217-Plus
Color:3000K Color:3000K
DC 24V DC 24V

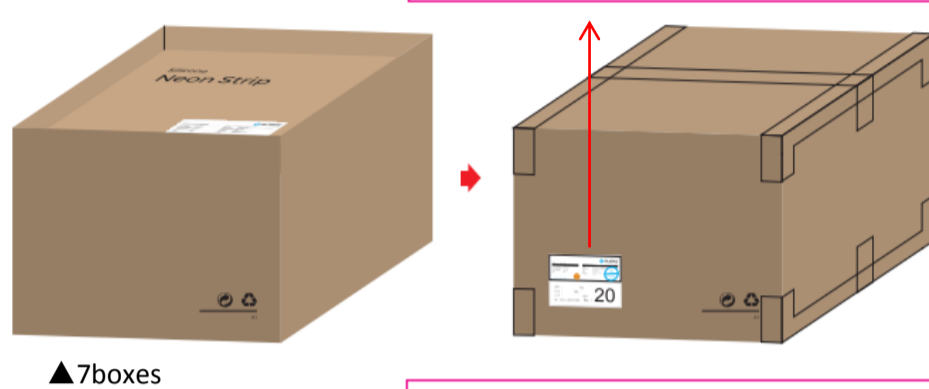


PN:NMS1217-Plus PN:NMS1217-Plus
Color:3000K Color:3000K
DC 24V DC 24V



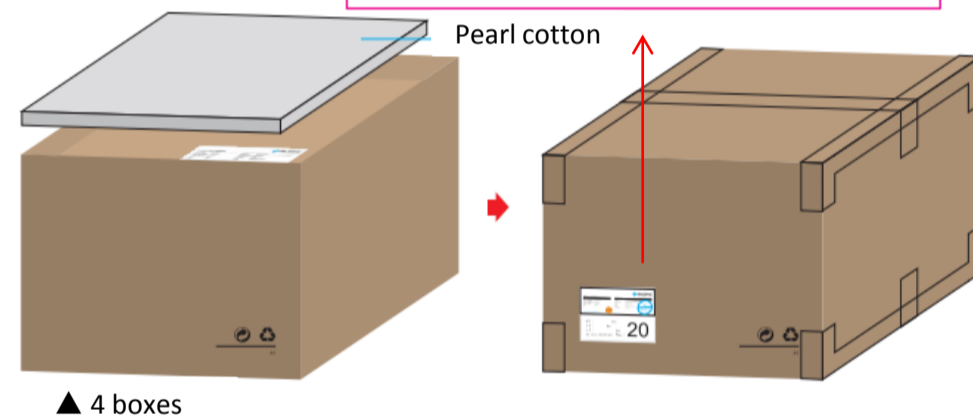
NMS1217-Plus
Voltage: DC24V Type: Silicon neon strip
Power(Typ): 10.6W/m Part No: 30000000000
Power(Max): 9.6W/m SO: 1704016
Color/CCT: 3000K Size: 10000X12X17mm
IP: IP67 Date: 20170401
www.colorsled.com 3000K

QTY: PCS
N.W: KGS
G.W: KGS
QC Date:20170503 No.: **20**



NMS1217-Plus
Voltage: DC24V Type: Silicon neon strip
Power(Typ): 10.6W/m Part No: 30000000000
Power(Max): 9.6W/m SO: 1704016
Color/CCT: 3000K Size: 10000X12X17mm
IP: IP67 Date: 20170401
www.colorsled.com 3000K

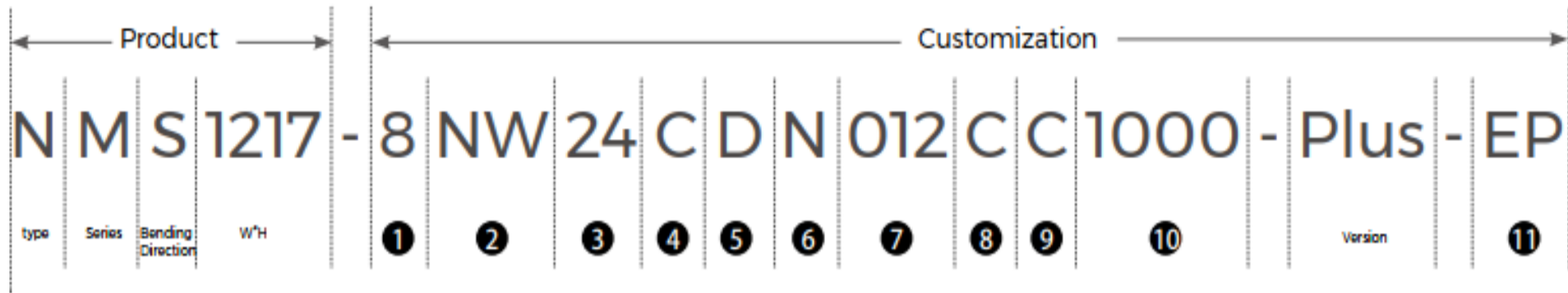
QTY: PCS
N.W: KGS
G.W: KGS
QC Date:20170503 No.: **20**



Model	Product size	Product Quantity/box	Product Quantity/case	Product net weight (kg)	Net weight per box (kg)	Gross weight (kg)	Carton size (M)
NMS1217-XXX24CDN050BC0500-Plus	L5000*12*17mm	5M*7	35M	1.155	7.9	9.9	0.365*0.365*0.19M
NMS1217-0XX24CDN050BC0500-Plus							
NMS1217-0RGB24CDN050BC0500-Plus							
NMS1217-0RGBW24CDN050BC0500-Plus							
NMS1217-XSWW24CDN050BC0500-Plus	L10000*12*17mm	10M*4	40M	2.24	8.96	10.8	0.365*0.365*0.19M
NMS1217-XXX24CDN050BC1000-Plus							
NMS1217-0XX24CDN050BC1000-Plus							



▼ Ordering Code



Simple steps, open to the outside world in an all-round way, customize personalized product

CRI	Code	1
RGB or colorful, no CRI	0	
CRI<80	7	
CRI>80	8	
CRI>90	9	

CCT/color	Code	2
2200-2400K	LW	
2600-2800K	SW	
2800-3200K	WW	
3200-3800K	PW	
3800-4200K	NW	
4800-5200K	DW	
Red	R	
Green	G	
Blue	B	
Yellow	Y	
Adjustable CCT	SWW	
RGB	RGB	
RGBW	RGBW	
RGBX	RGBX	

Operating voltage	Code	3
DC5V	05	
DC12V	12	
DC24V	24	
DC48V	48	

Silk Printing	Code	4
COLORS	C	
Neutral	N	
Customized	S	

Entry cable	Code	5
One end	S	
Dual-ends	D	
No	X	

Wire Type	Code	6
PVC	N	
No wire	X	
Silicone wire	S	

Wire Length	Code	7
50CM	050	
No wire	000	

COLORS	Code	8
COLORS	C	
Package for distributors	B	

Label Type	Code	9
COLORS	C	
Customized	S	

Strip Length	Code	10
50m/reel	5000	
15m/reel	1500	
10m/reel	1000	
5m/reel	0500	

IP	Code	11
IP67	EP	
IP67	NP	

Ordering example : NMS1217-8LW24NSS050CC0500-Plus-EP

Silicone neon strip (side bend) , width*height: 12*17mm, 2835LED, CRI 80, CCT after gluing : 2300K, DC24V, silk printing- neutral, one end entry cable 50CM, brand package 5m/roll, plus version, IP67 end cap.



▼ Precautions

- Use a 24V DC isolated power supply to drive the neon lamp strip and the ripple wave of constant voltage source shall be less than 5%. It is not allowed to use RC voltage reduction or non-isolated power supply to drive the neon lamp strip.
- In actual applications, 20% of the power supply shall be kept (only 80% of the power is used) to guarantee that sufficient voltage is available to drive the product.
- Attention shall be paid to safe operation. After powering on, it is not allowed to touch the AC power supply to avoid an electric shock.
- Attention shall be paid to the positive and negative poles of the wires during installation and whether the power supply conforms to required voltages to avoid damages.
- Avoid scratching, distortion and irregular bending of the product during installation; otherwise it may cause irreparable damage to the product.
- Please do not bend the strip into an arc with a diameter less than 60mm to ensure the longevity and reliability, the bending diameter too small will damage the product itself.
- If the actual length of application exceeds the specified using length, it will lead to overload heating and uneven brightness.
- To keep the eyes from being harmed, try to avoid staring at the glowing side of the LED strip for a long time.
- Non-professionals are prohibited from installing, disassembling and repairing the product.
- Do not use any acid or alkaline adhesive to fix products (including not limited to glass cement, etc.)
- Product is not suitable for use in swimming pools and fountains.
- Please confirmed before usage as products of varied sizes show slight differences in their color under same color temperature due to their structural differences.
- When IP67 protective products are installed and applied, the waterproofing grade should be degraded after self-processing and cutting.

Cutting method

